



LH2 PRO LINEAR HIGH BAY

Contractor-ready LED high bay engineered for fast installation with field-adjustable lumen output, color temperature, and light distribution. Sensor-ready with integral receptacle and cover, plus factory-installed options including custom cords, 10kV/20kV surge protection, and emergency battery backup for efficient one-for-one industrial replacements.

project name	type
catalog number	voltage
approved by	date



SPECIFICATIONS

INTENDED USE

- Ideal one-for-one replacement for HID and fluorescent high bays in warehouses and large indoor spaces, with recommended mounting heights of 10 ft and above.

CONSTRUCTION & INSTALLATION

- Extruded aluminum with superior thermal performance
- Available in four sizes
- Multiple mounting options available:
 - Default 6.5ft aircraft cable with V hooks included
 - Optional chain, surface mount bracket, threaded rod, or pendant mount
- Wire Guards options for each size available for added security
- Sensor receptacle with cover to allow easy field installation of sensors

ELECTRICAL

- PowerSET: Three-step power settings for field-adjustable light output via dip switch
- Input Voltage: 120-347V; 277-480V; 50/60 Hz
- Dimming: 0-10V
- Power Factor: >0.9, THD: <20%
- Surge Protection: 6kV in-built, or factory-installed options per ANSI C82.77-5-2015
- Cord Options: default no cord, 10ft cord, or other factory-installed options

OPTICAL

- ColorSET: Field-adjustable color temperature via dip switch (3500K/4000K/5000K)
- OpticSET: Field-adjustable light distribution via dip switch
- CRI: 80+
- Rated Life: up to L80/100,000 hours at 25°C

ENVIRONMENTAL

- Operating Temperature: -40°F to 131°F (-40°C to 55°C). Max operating temperature of 113°F (45°C) when surface mounted.
- Suitable for dry and damp environments

OTHER

- UL certified for both US and Canada
- Factory-installed options:
 - 90-minute emergency lighting; 10kV/20kV surge protection; 3rd party networked controls; Custom cord lengths and plugs

WARRANTY

- 5 Year limited warranty available [online](#). Contact your EiKO sales rep for additional details.

FEATURES

- Compact design for faster, lower-cost installation
- ANSI-rated surge protection for industrial environments
- Mounting hardware included with 6.5' aircraft cable and V-hooks
- Sensor-ready with integral receptacle and protective cover
- Factory-installed options available to meet code and project needs
- PowerSET, ColorSET, and OpticSET provide field-adjustable lumen output, color temperature, and light distribution to reduce SKUs and simplify specification




LH2-ZBRK
Battery Backup Mounting Kit



LH2-TRSMK
Threaded Rod & Surface Mount Kit



LH2-PMK
Pendant Mount Kit



LH2-WG (S-M-L-XL)
Wire Guards

APPLICATIONS

- Warehouses
- Distribution Centers
- Grocery Stores
- Gymnasiums
- Data Centers
- Big Box Retail
- Indoor Recreational Facilities
- Manufacturing Facilities

DLC LISTING INFORMATION

ORDER CODE	NAME	DLC PRODUCT ID	DLC CLASSIFICATION
15884	LH2-PS160-OS-8FCCT-HDIM	S-P30LW6	Premium
15672	LH2-PS160-OS-8FCCT-HDIM-CORD		
15886	LH2-PS240-OS-8FCCT-HDIM	S-1DH3K5	
15673	LH2-PS240-OS-8FCCT-HDIM-CORD		
15888	LH2-PS320-OS-8FCCT-HDIM	S-D6XKP5	
15674	LH2-PS320-OS-8FCCT-HDIM-CORD		
15885	LH2-PS160-OS-8FCCT-VDIM	S-J39Z19	
15887	LH2-PS240-OS-8FCCT-VDIM	S-MSSPH4	
15889	LH2-PS320-OS-8FCCT-VDIM	S-FSH3GD	

AVAILABLE MODELS

ORDER CODE	MODEL #	WATTS (W)	CCT (K)	LUMENS (LM)	LIGHT DISTRIBUTION	DIMMING
120-347V						
15884	LH2-PS160-OS-8FCCT-HDIM	160/130/100W	3500/4000/5000	23,700/20,000/17,600	45x100°, 65x95°, 90x90°	0-10V
15672	LH2-PS160-OS-8FCCT-HDIM-CORD*	160/130/100W	3500/4000/5000	23,700/20,000/17,600	45x100°, 65x95°, 90x90°	0-10V
15886	LH2-PS240-OS-8FCCT-HDIM	240/210/180W	3500/4000/5000	35,400/32,700/27,100	45x100°, 65x95°, 90x90°	0-10V
15668	LH2-PS240-OS30-8FCCT-HDIM	240/210/180W	3500/4000/5000	34,200/31,700/26,300	30x90°, 50x90°, 90x100°	0-10V
15673	LH2-PS240-OS-8FCCT-HDIM-CORD*	240/210/180W	3500/4000/5000	35,400/32,700/27,100	45x100°, 65x95°, 90x90°	0-10V
15888	LH2-PS320-OS-8FCCT-HDIM	320/290/260W	3500/4000/5000	47,600/43,500/39,000	45x100°, 65x95°, 90x90°	0-10V
15670	LH2-PS320-OS30-8FCCT-HDIM	320/290/260W	3500/4000/5000	45,800/40,600/35,400	30x90°, 50x90°, 90x100°	0-10V
15674	LH2-PS320-OS-8FCCT-HDIM-CORD*	320/290/260W	3500/4000/5000	47,600/43,500/39,000	45x100°, 65x95°, 90x90°	0-10V
15890	LH2-PS400-OS30-8FCCT-HDIM	400/360/320W	3500/4000/5000	58,300/51,100/45,000	30x90°, 50x90°, 90x100°	0-10V
277-480V						
15885	LH2-PS160-OS-8FCCT-VDIM	160/130/100W	3500/4000/5000	23,700/20,000/17,600	45x100°, 65x95°, 90x90°	0-10V
15887	LH2-PS240-OS-8FCCT-VDIM	240/210/180W	3500/4000/5000	35,400/32,700/27,100	45x100°, 65x95°, 90x90°	0-10V
15669	LH2-PS240-OS30-8FCCT-VDIM	240/210/180W	3500/4000/5000	34,200/31,700/26,300	30x90°, 50x90°, 90x100°	0-10V
15889	LH2-PS320-OS-8FCCT-VDIM	320/290/260W	3500/4000/5000	47,600/43,500/39,000	45x100°, 65x95°, 90x90°	0-10V
15671	LH2-PS320-OS30-8FCCT-VDIM	320/290/260W	3500/4000/5000	45,800/40,600/35,400	30x90°, 50x90°, 90x100°	0-10V
15891	LH2-PS400-OS30-8FCCT-VDIM	400/360/320W	3500/4000/5000	58,300/51,100/45,000	30x90°, 50x90°, 90x100°	0-10V

Default settings: Max power, 5000K CCT. OS models 90x90°. OS30 models 30x90°



* Fixture includes 10ft power cord

ORDERING GUIDE

MODEL CONFIGURATOR					FACTORY INSTALLED OPTIONS					
MODEL	WATTS (W)	LIGHT DISTRIBUTION	COLOR TEMPERATURE (K)	INPUT VOLTAGE (VAC)	DIM	CORD LENGTH	CORD END	SURGE PROTECTION	CONTROL OPTIONS	EMERGENCY OPTIONS
LH2			8FCCT		DIM					
LH2: Linear High Bay	PS: PowerSET PS160: 160/130/100W PS240: 240/210/180W PS320: 320/290/260W PS400: 400/360/320W	OS: OpticSET [Blank]: Default 45x100°, 65x95°, 90x90° OS30: Narrow 30x90°, 50x90°, 90x100°	8: CRI > 80 FCCT: ColorSET (3500/4000/5000K)	H - 120-347V V - 277-480V	DIM - 0-10V	[Blank]: Default, no length. CORD*: 10ft cord for stocking 120-347V models W2xx – 600V 18/3 white cord W3xx – 600V 18/6 white cord with dimming wires and 24/7 hot wire for battery backup (Cord end option is not available)	[Blank] - Default, no cord end N01: 125V 15A straight plug 5-15P N04: 125V 15A locking plug L5-15P N06: 277V 15A locking plug L7-15P N12: 277V 20A locking plug L7-20P N13: 347V 20A locking plug L24-20P N14: 480V 20A locking plug L8-20P	[Blank] - Default, 6kV surge protection SP10H: 10kV surge protection 120-347V SP10V: 10kV surge protection 277-480V SP20H: 20kV surge protection 120-347V SP20V: 20kV surge protection 277-480V	[Blank]: Default, screw-in DC sensor receptacle only SEN1: Stand-alone DC sensor PIR SEN3: Stand-alone DC sensor daylight SEN4: Stand-alone DC sensor PIR + daylight SEN-NLC-[name]: Networked Light Control (i.e. SEN-NLC-Silver)	[Blank] - Default, no Emergency option EB18 - (For PS160) 18W Emergency Battery pack, 120-347V EB40H - 40W Emergency Battery pack, 120-347V EB40V - 40W Emergency Battery pack, 277-480V

EXAMPLE PART NUMBER: LH2-PS160-8FCCT-HDIM-W310-SP10H-EB40H





MOUNTING SYSTEMS

ORDER	ORDER CODE	ITEM #	DESCRIPTION	IMAGES
	15680	LH2-TRSMK	LH2 Threaded Rod & Surface Mount Kit	
	15681	LH2-PMK	LH2 Pendant Mount Kit	





WIRE GUARDS

ORDER	ORDER CODE	ITEM #	DESCRIPTION	IMAGES
	15683	LH2-WG-S	LH2 Wire Guard for 160W fixtures	
	15685	LH2-WG-M	LH2 Wire Guard for 240W fixtures	
	15686	LH2-WG-L	LH2 Wire Guard for 320W fixtures	
	15879	LH2-WG-XL	LH2 Wire Guard for 400W fixtures	

EMERGENCY LIGHTING SOLUTIONS


ORDER	ORDER CODE	NAME	DESCRIPTION	IMAGES
	11675	EEBE18WHA170S View spec sheet	EiKO 18W (For PS160 HDIM models only) - 120-347V Emergency battery pack. Single Flex- Conduit CEC Compliant. See spec sheet for full details.	
	13574	EEBE40WHA170S View spec sheet	EiKO 40W (For HDIM all models) - 120-347V Emergency battery pack for use with LH2 120-347V fixtures. In EM mode only half of the 320W and 440W fixture will power up. The resulting light output is equivalent to a 40W output. Single Flex- Conduit CEC Compliant. See spec sheet for full details.	
	13571	EEBE40WVA500 View spec sheet	EiKO 40W (For VDIM all models) - 277- 480V Emergency battery pack for use with LH2 277-480V fixtures. In EM mode only half of the 320W and 440W fixture will power up. The resulting light output is equivalent to a 40W output. Single Flex- Conduit CEC Compliant. See spec sheet for full details.	
	15682	LH2-ZBRK	Bracket for mounting EiKO emergency battery packs directly to the fixture.	

COMPATIBLE SENSORS

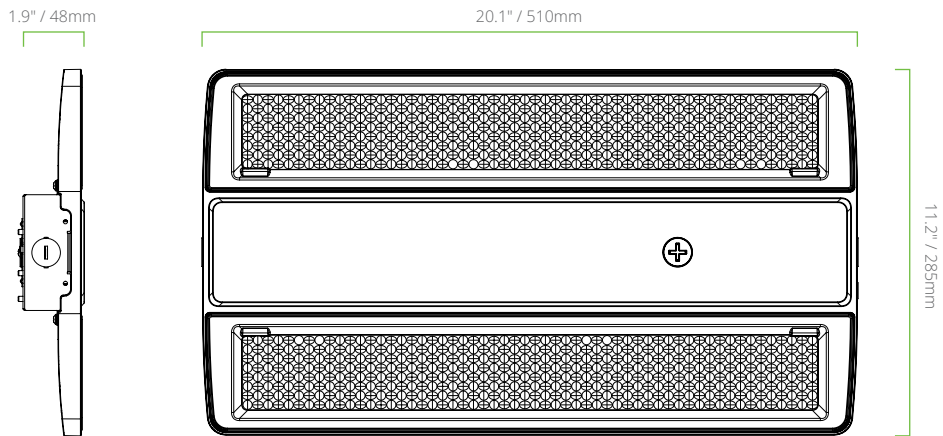
ORDER	ORDER CODE	ITEM #	DESCRIPTION	IMAGES
STANDALONE				
	13861	SEN5A-SPPR-WH	Stand-alone PIR Motion Sensor, 12-24V, Screw-in, 0-10V, Daylight Harvesting, 8-40ft, White, IP65, Parameters set by SEN5A-ACT	
	13859	SEN5A-SPMR-WH	Stand-alone Microwave Motion Sensor, 12-24V, Screw-in, 0-10V, Daylight Harvesting, 8-40ft, White, IP65, Parameters set by SEN5A-ACT	
	13344	SEN5A-ACT	Commissioning Tool for SEN5A	
NETWORKED				
	13865	SENA-WPPA-WH	BLE PIR Motion sensor, 12-24V, Screw-in, 0-10V, Daylight Harvesting, 8-40ft, White, IP65, Parameters set by Silvair App	

PRODUCT DIMENSIONS

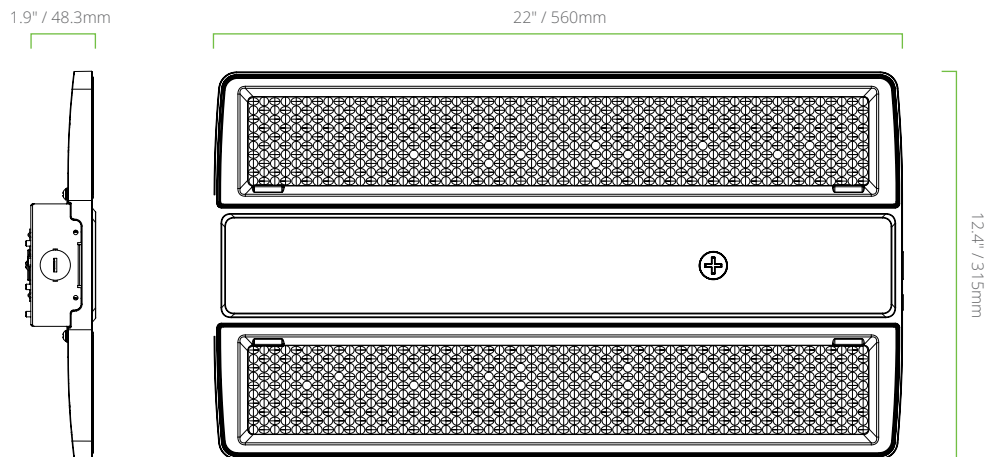
MODELS: PS160



MODELS: PS240



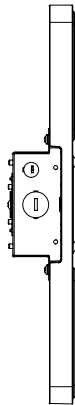
MODELS: PS320



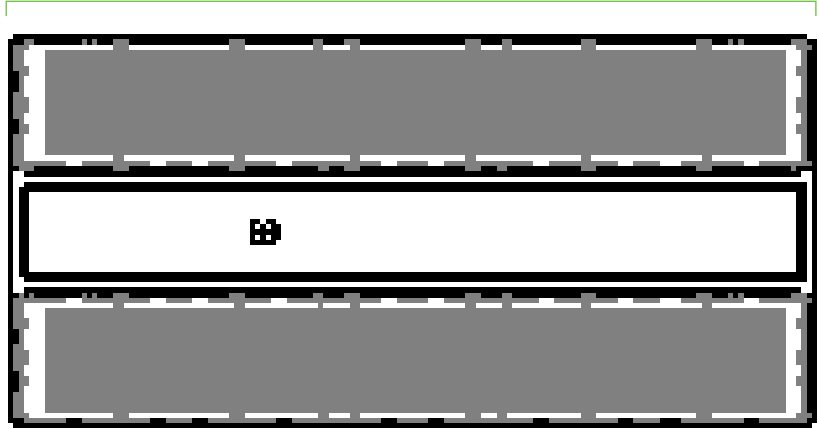
PRODUCT DIMENSIONS

MODELS: PS400

2.15" / 54.6mm



27.56" / 700mm



13.50" / 343mm